

LT-PA-10M2G-30-30

Power Amplifier

10MHz-2GHz, Gain:30dB, Psat:30dBm

sales@lauftek.ru | lauftek.ru



Feature:

- Ultra Wide Band: 10MHz-2GHz
- Gain: 30dB Min
- Psat Output Power: 30 dBm Min
- Good Power and Gain Flatness
- 50 Ohm Matched Input / Output

Electrical Specifications:

Parameter	Min	Typ	Max	Units
Frequency range	0.01-2			GHz
Small Signal Gain	30	32		dB
Gain Flatness		±1	±2	dB
Output Psat	30	31		dBm
Harmonics		-15		dBc
Input VSWR		1.5	2.0	:1
DC Voltage		+15	+16	V DC
DC Supply Current		0.5	1	A
Impedance	50			Ohms

Mechanical Specifications:

Parameter	Value	Units
Input /Output Connector	SMA Female	
DC Bias	Solder Pin	
Size	120*70*15	mm
Weight	150	g

Absolute Maximum Ratings:

Parameter	Value
Supply Bias Voltage	+16V
RF Input Power	10 dBm
ESD sensitivity (HBm)	Class 0, passed 150V

LT-PA-10M2G-30-30

Power Amplifier

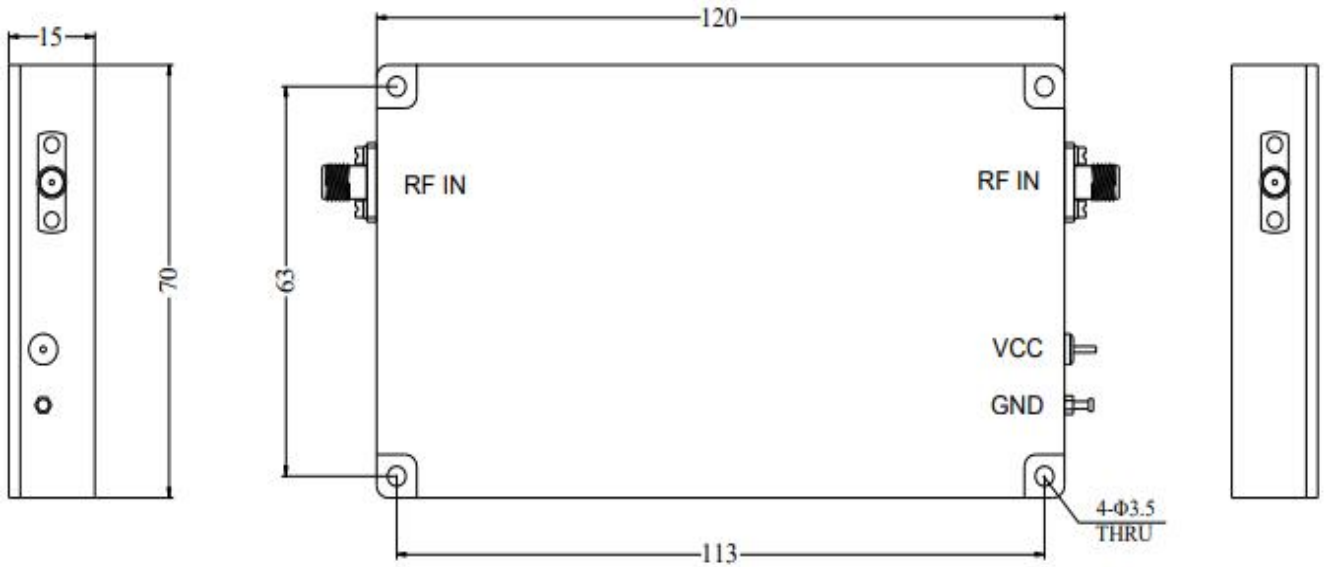
10MHz-2GHz, Gain:30dB, Psat:30dBm

sales@lauftek.ru | lauftek.ru



Outline Drawing:

Unit: mm



*****Heat Sink Required During Operation**



Environmental Conditions:

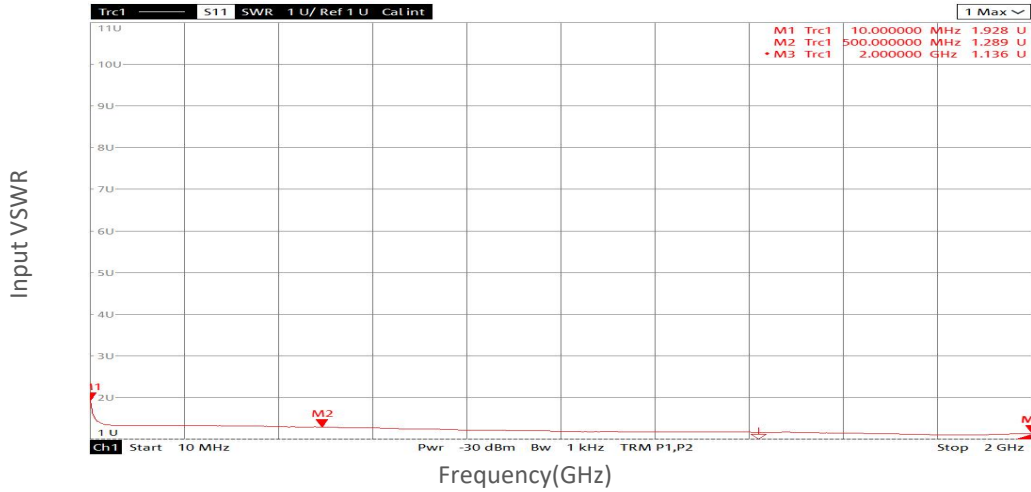
Parameter	Min	Typ	Max	Units
Operating Temperature	-45		+85	°C
Non-operating Temperature	-55		+125	°C
Relative humidity		95		%
Altitude	30,000			feet
Shock / Vibration(MIL-STD-810F)	25g rms (15 degree 2KHz) endurance, 1 hour per axis			
Shock(non operating)	20G for 11msc half sin wave,3 axis both directions			

Ordering Information:

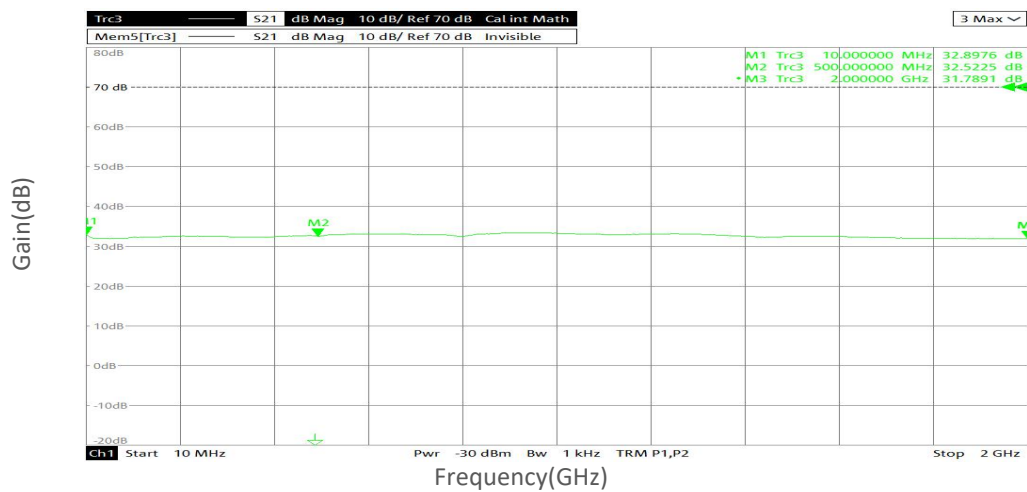
Part Number	Description	Revision
LT-PA-10M2G-30-30	Power amplifier 10MHz-2GHz,Gain:30dB,Psat:30dBm,+15V DC, Without Heatsink	Rev.1.0
LT-PA-10M2G-30-30-HS	Power amplifier 10MHz-2GHz,Gain:30dB,Psat:30dBm,+15V DC, With Heatsink	Rev.1.0

Typical Performance Data:

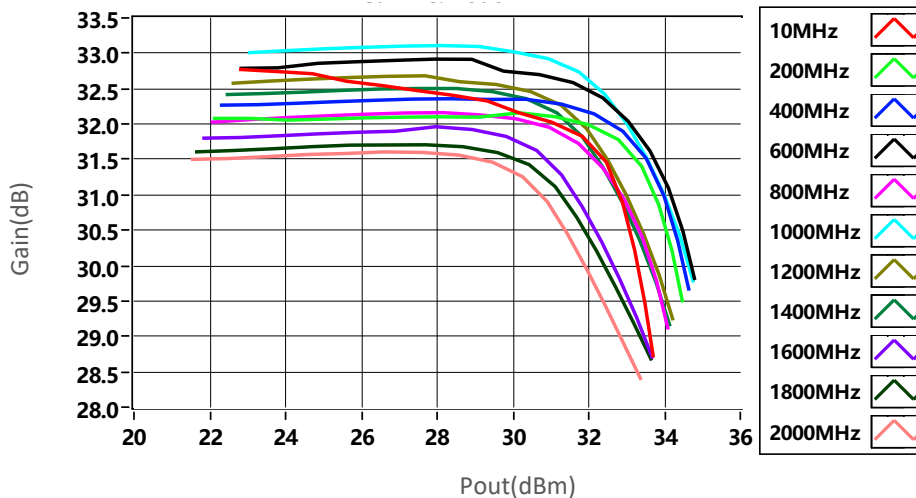
Input VSWR vs Frequency



Small Signal Gain vs Frequency



Gain vs Output Power



Note: Above data is for ref only, actual data may vary from unit to unit depending on operating environment and other factors like material lots etc.

LT-PA-10M2G-30-30

Power Amplifier

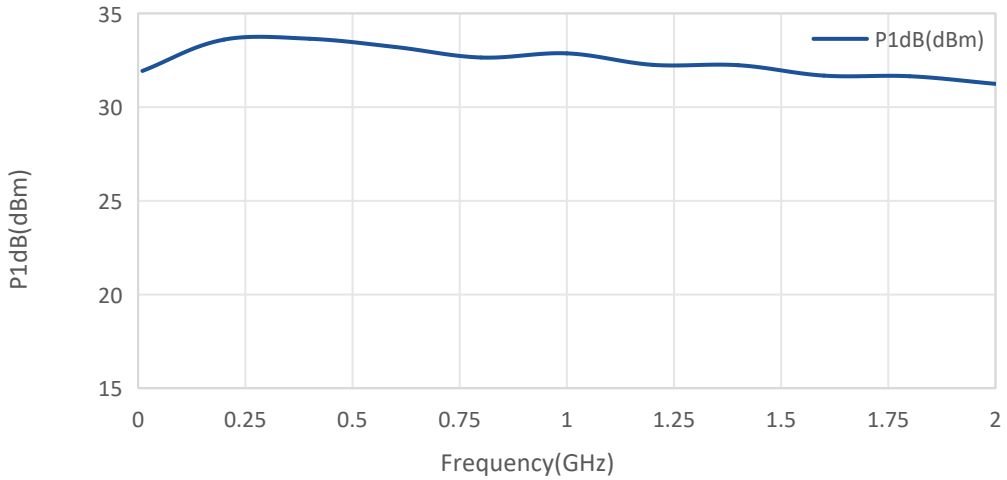
10MHz-2GHz, Gain:30dB, Psat:30dBm

sales@lauftek.ru | lauftek.ru

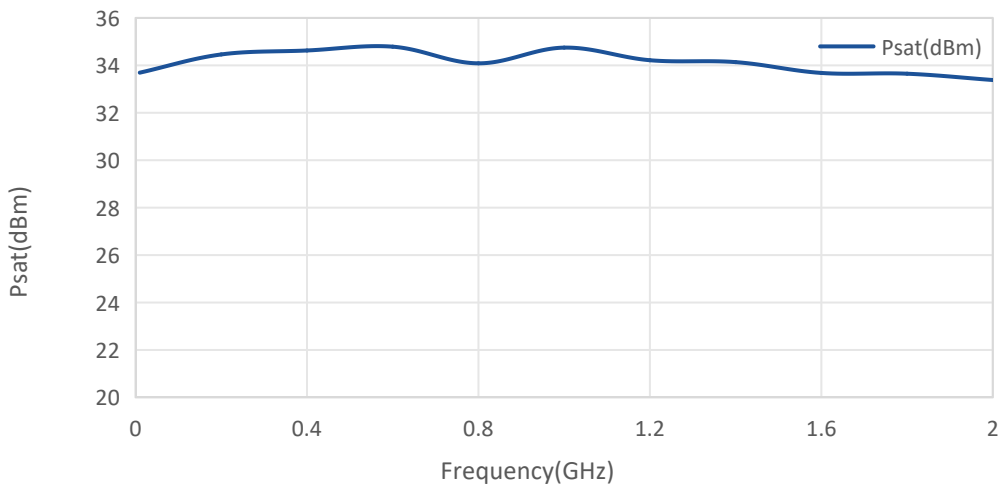


Typical Performance Data:

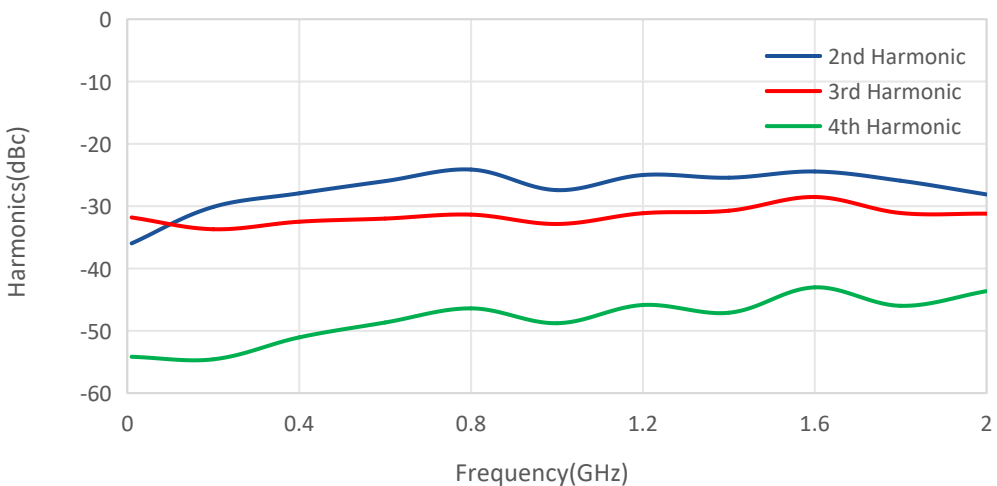
P1dB vs Frequency



Psat vs Frequency



Harmonics vs Frequency



Note: Above data is for ref only, actual data may vary from unit to unit depending on operating environment and other factors like material lots etc.